

20 mm
OUTDOOR
PORCELAIN

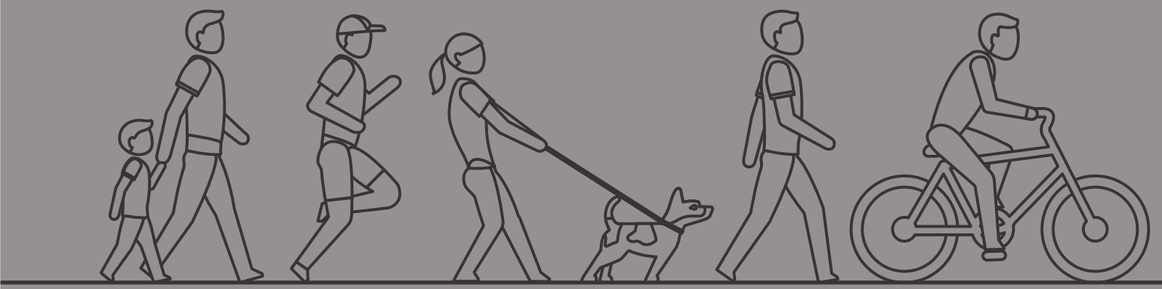

Let’s walk fearless. Run like no other. Enjoy limitless.



Explore you, Go beyond. Listen nature. Experience peace.

_Index



Explore the adventure of diverse surfaces.

Size
600x900mm
600x600mm

Mix Patio Pack
296x600mm
296x296mm

Stone Series

Brasilian Pg. 27
Quarzite Pg. 31
Hammer stone Pg. 36
Cotto Pg. 41
Elite Stone Beige Pg. 45
Natural Slate Pg. 45
Rough Bruno Pg. 45
Country Pg. 50
Cobble Stone Pg. 55
Earthen Pg. 60
Core Stone Pg. 64
Blue Grey Natural Pg. 67
Basalt Natural Pg. 67
Hazel Stone Pg. 71
Basaltina Crema Pg. 75
Slate Impeio Pg. 75
Pacific Pg. 71
Blue Stone Pg. 82
Monolith Pg. 87

Size
600x900mm
600x600mm

Mix Patio Pack
296x600mm
296x296mm

Cement Series

Cementino Pg. 94
Aosta Pg. 97
Grave Stone Pg. 99
Soul Stone Pg. 103
Clay Pg. 105
Sand Stone Pg. 107
Pave Stone Pg. 109

Size
300x1200mm

Wood Series

Cherry Wood Pg. 113
Oak Wood Pg. 117
Pine Pg. 121
Roverwood Pg. 123

80x 80cm

Cementino Pg. 128
Country Pg. 132
Brasilian Pg. 135
Earthen Pg. 138
Blue Stone Pg. 141



01_ Preface



20mm - OUTDOOR PORCELAIN

For those who believe in Nature and value craftsmanship. When you step outdoor to start your day, Our gives you the warmth of Nature. And, at the end of the day, when you walk back home, once again experience the rejuvenation of Mother Nature beckoning you.

02_ Sizes

20 mm OUTDOOR PORCELAIN

EXTREME STRENGTH - A REVOLUTION IN OUTDOOR SURFACES

Our offers a mindboggling range of products in 20 mm thickness with wide range of sizes Our portfolio promises elegance, reliability and robustness in external floorings to withstand rough usage and regular wear and tear. Deliberately done, highly random designs add a natural rustic look to the range. Our wide range of products offers unlimited options for all outdoor living spaces.

All Our tiles are made of 100% porcelain and have WA of less than 0.5% that enables our products to withstand high levels of temperature variations. Higher break threshold in 20 mm tiles enhances its capability to withstand heavier loads. These characteristics make Our tiles one of the best options for outdoor paving over Sandstone and Limestone.

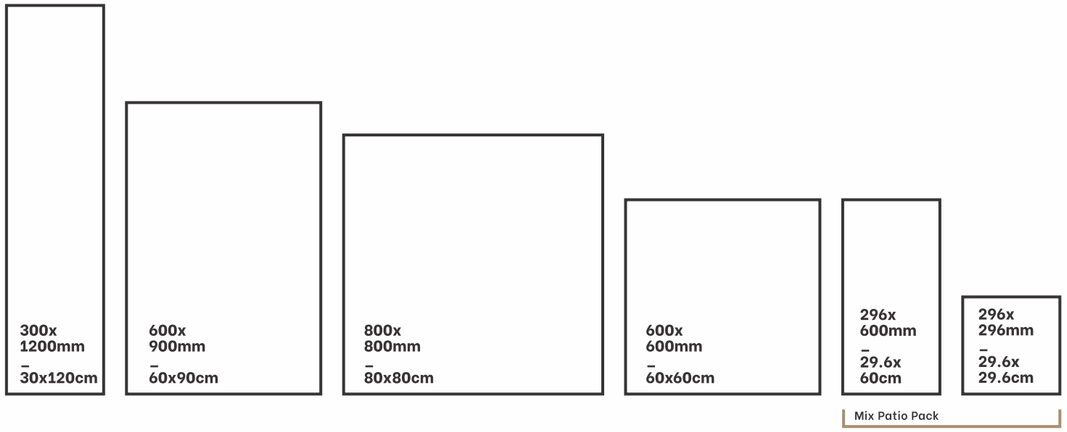



Our tile are the result of the perfect combination of design and technology-enabled performance. This makes us an ideal partner for an architectural project anywhere in the world that requires unparalleled designs and performance.





The inspiration to develop with exception creative is drawn from Mother Nature, herself. Our designs and aesthetics are inspired by trending designs from Italy and sourced from well-experienced professional studios.





03_ Applications

Terraces, pathways and covered pools clad with 20mm outdoor porcelain effortlessly merge with the surrounding spaces and nature. Internal flooring that seamlessly communicates and runs into external surfaces. With 20mm outdoor porcelain, urban areas like public parks, gardens and swimming pools unexpectedly become delightful scenic locations.

The products featured in this catalogue are primarily suggested for external spaces that require floorings with anti-skid properties.

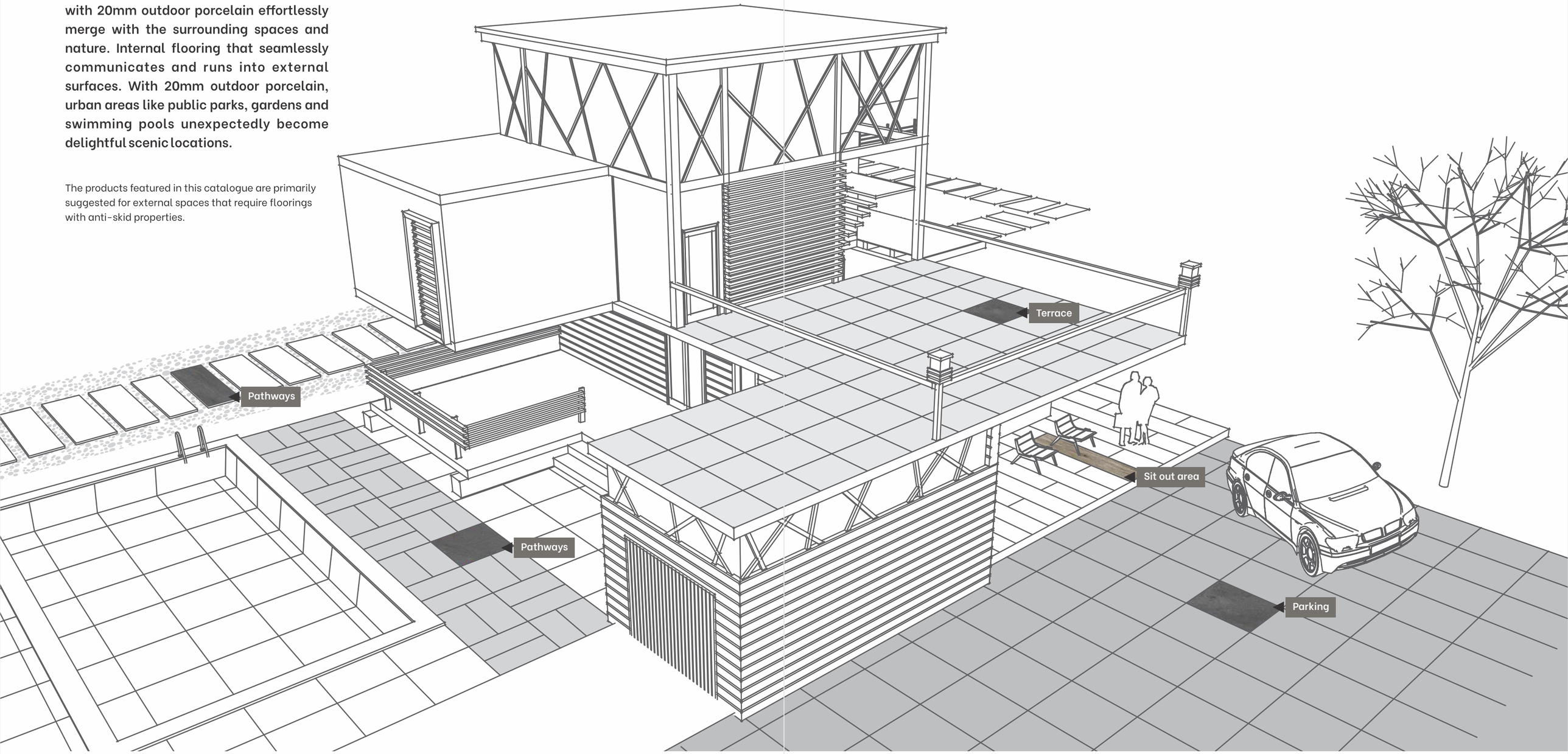

06_ Laying Methods



DRY LAYING ON GRASS

On a grassy surface, installation is carried out by dry laying the slabs over grass without any adhesives.

INSTALLATION OVER GRASS COULD BE DONE IN TWO WAYS:

1_ ON GRAVEL BASE

- Remove the grass underneath the 20 mm tile.
- Dig for a depth of upto 5 cm during warm and dry climate or deeper during cold and wet seasons.
- Compact the soil which will come under the tile.
- Fill the excavated area with gravel (sized 4-8 mm) or sand and compact it.
- Lay the dry 20 mm tile over this prepared area.

2_ DIRECT

Place the tile on grass ensuring that a wide gap of 4-5 cm is left between two tiles for fresh grass to grow. In the Direct route too, the results are long-lasting, but the tile stability is subjected to soil conditions and movements.







LAYING ON SCREED WITH ADHESIVE

20 mm Outdoor Porcelain Our tile can be fixed over screed to create floor with high technical performance. Such surfaces are suitable for use in exceptionally high stress applications like vehicular traffic etc.

HOW TO INSTALL ON SCREED

- Dig up the soil and compact the ground over which tiles will be laid.
- Place a layer of crushed stones and gravel as base.
- Place the slab including optional steel mesh.
- Install the 20 mm tile with the help of exterior grade elastic adhesive.

Leave a gap of atleast 2 mm at every joint to provide for expansion.



LAYING ON GRAVEL

The 20 mm tile is a multi-functional solution capable of adapting to the ground. Besides, allowing the development of large surfaces over gravel, it also reduces the occurrence of joints making the surface appear seamless.

HOW TO INSTALL

- Dig the soil atleast for 10 cm during warm and dry weather or deeper in cold or wet climate.
- Compact the soil at the base and ensure that it is leaning (>=2%) to avoid stagnation of water.
- Optional - Place a layer of geotextile for additional strength
- Place a layer of crushed stone and gravel (size 4-8 mm) and compact it well.
- Place a layer of fine gravel or sand (size 2-5 mm) to achieve a fairly levelled surface.
- With a Straight-Edge, ensure that that the surface is levelled correctly. A minor gradient (>= 1%) is recommended to achieve proper drainage of water.
- On this surface, place 20 mm tiles leaving a gap of 2 mm at joints for expansion.

Tile spacers could also be used to ease installation. Level the surface with a Straight Edge and use a rubber hammer to rectify the minor height differences, if any.

- Fill the joints with very thin layer of sand (Size 0-3 mm) or polymeric sand.





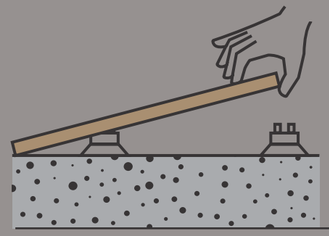

OUTDOOR LAYING ON RAISED FLOORING

On terraces or accessible attics, it is possible to build raised level flooring that even allows for rainwater drainage. After the slab and its sloping screed are complete, install the waterproofing membrane. Position the pedestal according to the desired size and use the slope corrector, if necessary. During the installation process, correctly adjust each pedestal to achieve a smooth flat floor.



DRY LAYING ON SAND

It is possible to easily create walkways and installations on sandy grounds with minimal effort.

INSTALLATION ON SAND CAN BE DONE IN TWO WAYS:

1_ ON SUBSTRATE, ALLOWING THE STABILITY TO IMPROVE GRADUALLY.

- Dig about 20 cm in the sandy ground.
- Place crushed stone or gravel layer (size 4-8 mm) and compact it.
- Then add a 2 cm sand layer.
- Dry lay 20 mm tile over this prepared surface.

2_ DIRECTLY

- Level and compact the sane beneath.
- Dry laying the 20 mm tile.



07_ Advantages



Anti Slip Grade **R11**

The structural characteristics of Our 20 mm Outdoor Porcelain tile guarantee its durability and resistance to chemicals and atmospheric elements coupled with the flexibility of wide range of finishes and special pieces which makes it ideal for almost every type of application.

- Flexural Resistant
- Stain Resistant
- Scratch Resistant
- Easy to Clean
- Frost Proof
- Chemical Resistant
- Thermo-impact Resistant
- Easy to Install
- Rift Resistant
- Absorption Resistant
- Slip Resistant
- Environment Friendly

08_ Laying Patterns

MAKE NATURAL LOOKING PATTERNS LIKE INTERLOCKING, RANDOM, REPETITIVE, SQUARES WITH OUR OUTDOOR PORCELAIN

Tiles Combination
600x900mm, 600x600mm, 296x600mm, 296x296mm

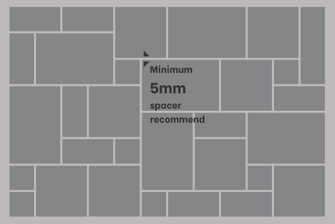

Tiles Combination
600x600mm



Tiles Combination
600x600mm



Tiles Combination
600x900mm



Tiles Combination
600x900mm



Tiles Combination
600x900mm



Tiles Combination
300x1200mm



Tiles Combination
300x1200mm



Tiles Combination
300x1200mm



Please note that your stockist may offer the tiles in different pack sizes. All dimensions are standard and all products are designed to be laid with appropriate joints. Please refer to our step-by-step laying guide for additional information on this topic. Also, when using multiple tile packs, always mix the tiles before laying to achieve an overall blended appearance.

09_ Application Areas

Our 20 mm thick Outdoor Porcelain vitrified tile by Our brings together aesthetically appealing quality and the best technical performance and could be used over almost all external areas and usages without the risk of breakage. They are resistant to frost and also to sudden temperature changes besides being anti-slip, easy to clean and are designed to retain their texture and colour over their lifetime.



Public Parks,
Gardens



Terraces and
Balconies

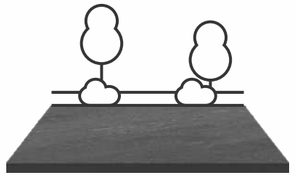

Driveways and
Pathways

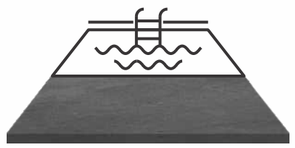

Swimming Pools and
Surrounding Areas



Beach
Resorts



Parking Lots and
Vehical Passage



Street
Furniture



High-traffic
Industrial Areas



Out door patio and
verandah

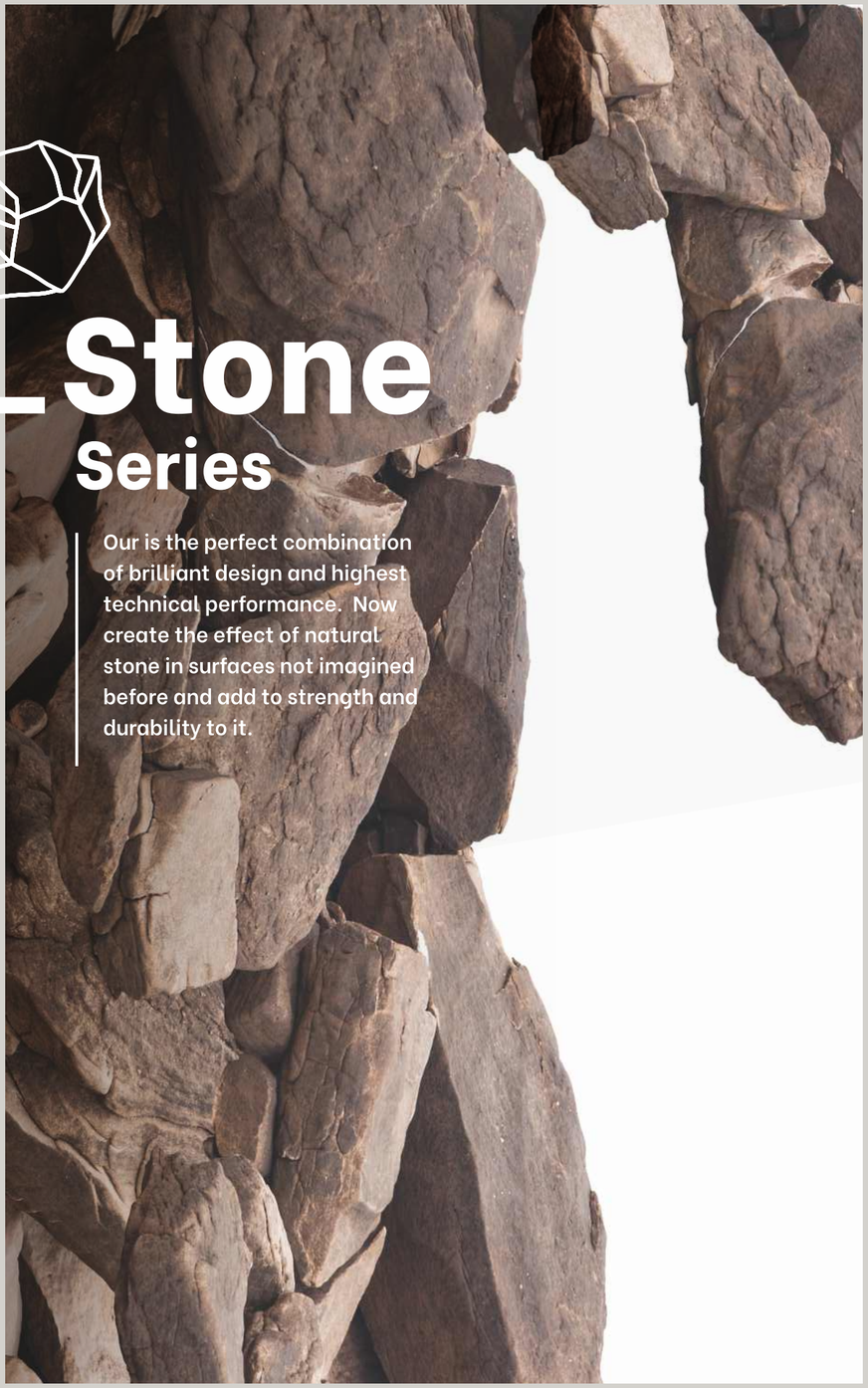

_Stone
Series

Our is the perfect combination of brilliant design and highest technical performance. Now create the effect of natural stone in surfaces not imagined before and add to strength and durability to it.

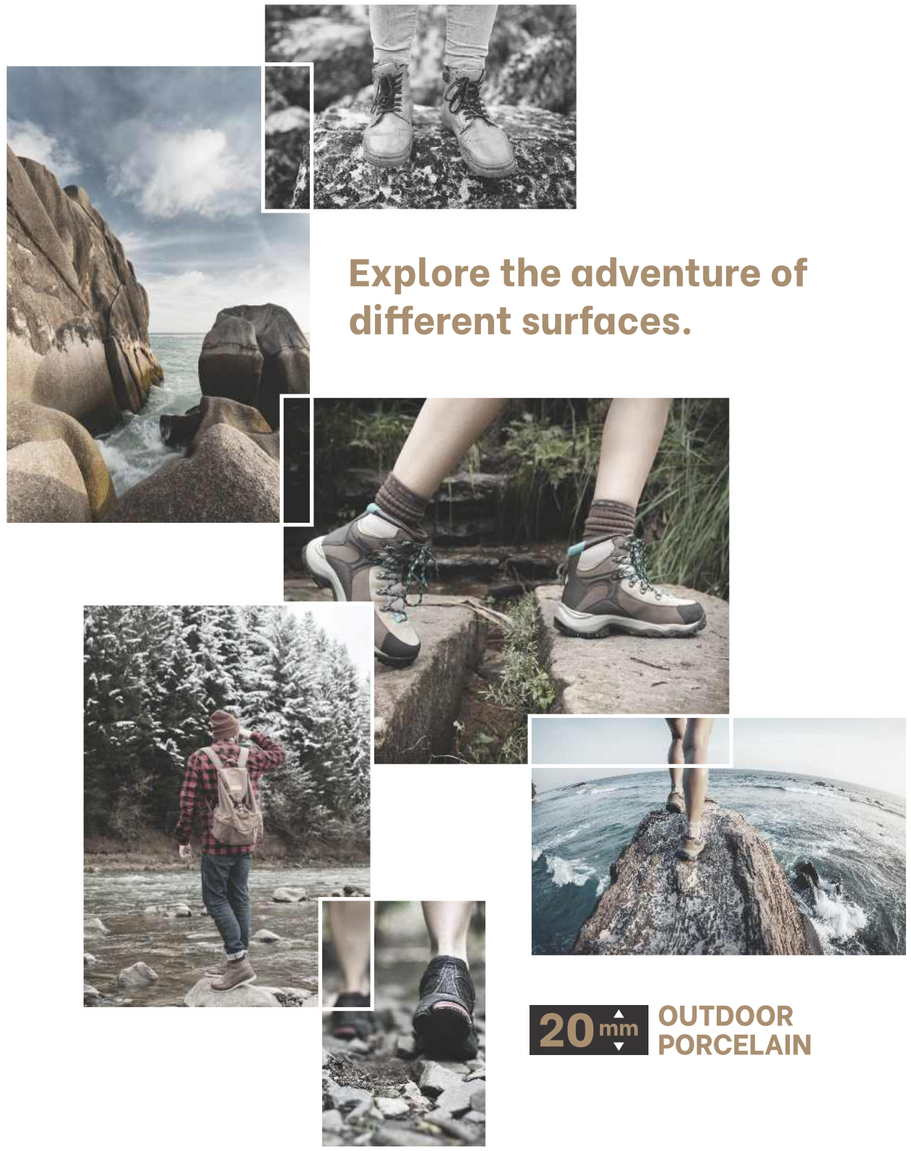

Explore the adventure of different surfaces.

20 mm OUTDOOR PORCELAIN



BRASILIAN GREY



BRASILIAN BLACK

R11

20 mm OUTDOOR PORCELAIN

B R A S I L I A N

BRASILIAN GREY



600x900mm, Random - 19

BRASILIAN BLACK



600x900mm, Random - 19



600x600mm, Random - 38



600x600mm, Random - 38

Mix Patio Pack_	
296x 600mm	296x 296mm





QUARZITE CREMA

28
29



QUARZITE NATURAL

R11

20 mm OUTDOOR PORCELAIN

Q U A R Z I T E

QUARZITE CREMA



600x900mm, Random - 14



600x600mm, Random - 14

QUARZITE NATURAL



600x900mm, Random - 14



600x600mm, Random - 14

Mix Patio Pack_	
296x 600mm	296x 296mm





HAMMER STONE NERO

◂ 32
▾ 33

HAMMER STONE GREY





HAMMER STONE BEIGE

HAMMER STONE

HAMMER STONE BEIGE RANDOM



HAMMER STONE BEIGE



600x900mm, Random - 3



600x600mm, Random - 5

HAMMER STONE GREY



600x900mm, Random - 3



600x600mm, Random - 5

HAMMER STONE NERO



600x900mm, Random - 3



600x600mm, Random - 5

Mix Patio Pack_ 296x 600mm	296x 296mm





COTTO ASH
38
38



COTTO BEIGE

R11

20 mm OUTDOOR PORCELAIN

C O T T O

COTTO BEIGE



600x900mm, Random - 4

COTTO CREMA



600x900mm, Random - 4

COTTO ASH



600x900mm, Random - 4



600x600mm, Random - 5



600x600mm, Random - 5



600x600mm, Random - 5

Mix Patio Pack_	
296x 600mm	296x 296mm





ROUGH BRUNO



NATURAL SLATE

R11

20 mm OUTDOOR PORCELAIN

ELITE STONE BEIGE



600x900mm, Random - 5

NATURAL SLATE



600x900mm, Random - 5

ROUGH BRUNO



600x900mm, Random - 3



600x600mm, Random - 5



600x600mm, Random - 15



600x600mm, Random - 5

Mix Patio Pack_	
296x 600mm	296x 296mm





COUNTRY CREMA

46
47

COUNTRY LGY





COUNTRY ANTRECITE

C O U N T R Y

COUNTRY CREMA RANDOM



COUNTRY CREMA



600x900mm, Random - 9



600x600mm, Random - 17

COUNTRY LGY



600x900mm, Random - 9



600x600mm, Random - 17

COUNTRY ANTRECITE



600x900mm, Random - 9



600x600mm, Random - 17

Mix Patio Pack_ 296x 600mm	296x 296mm



COBBLE STONE GREY

52
53



COBBLE STONE NERO

R11

20 mm OUTDOOR PORCELAIN

C O B B L E S T O N E

COBBLE STONE ASH



600x900mm, Random - 3

COBBLE STONE GREY



600x900mm, Random - 3

COBBLE STONE NERO



600x900mm, Random - 3



600x600mm, Random - 4



600x600mm, Random - 4



600x600mm, Random - 4

Mix Patio Pack_	
296x 600mm	296x 296mm





EARTHEN NERO

◂ 56

▾ 57

EARTHEN GREY





EARTHEN BEIGE

E A R T H E N

EARTHEN BEIGE RANDOM



EARTHEN BEIGE



600x900mm, Random - 08



600x600mm, Random - 12

EARTHEN GREY



600x900mm, Random - 8



600x600mm, Random - 12

EARTHEN DARK GREY



600x900mm, Random - 8



600x600mm, Random - 12

EARTHEN NERO



600x900mm, Random - 8



600x600mm, Random - 12

Mix Patio Pack_ 296x 600mm	296x 296mm

20 mm OUTDOOR PORCELAIN

R11

CORE STONE BEIGE





CORE STONE NERO

C O R E S T O N E

CORE STONE BEIGE RANDOM



CORE STONE BEIGE



600x900mm, Random - 3



600x600mm, Random - 4

CORE STONE ASH



600x900mm, Random - 3



600x600mm, Random - 4

CORE STONE GREY



600x900mm, Random - 3



600x600mm, Random - 4

CORE STONE NERO



600x900mm, Random - 3



600x600mm, Random - 4

Mix Patio Pack_ 296x 600mm	296x 296mm



BASALT NATURAL

R11

20 mm OUTDOOR PORCELAIN

BLUE GREY NATURAL



600x900mm

BASALT NATURAL



600x900mm



600x600mm



600x600mm

Mix Patio Pack_

296x
600mm

296x
296mm



HAZEL STONE CREMA



HAZEL STONE ASH

R11

20 mm OUTDOOR PORCELAIN

H A Z E L S T O N E

HAZEL STONE BEIGE



600x900mm, Random - 2

HAZEL STONE CREMA



600x900mm, Random - 2

HAZEL STONE ASH



600x900mm, Random - 2



600x600mm, Random - 3



600x600mm, Random - 3



600x600mm, Random - 3

Mix Patio Pack_	
296x 600mm	296x 296mm





BASALTINA CREMA

◂ 72
▾ 73



SLATE IMPEIO

R11

20 mm OUTDOOR PORCELAIN

BASALTINA CREMA



600x900mm, Random - 6

SLATE IMPEIO



600x900mm, Random - 12



600x600mm, Random - 9



600x600mm, Random - 24

Mix Patio Pack_ 296x 600mm	296x 296mm



PACIFIC BROWN

R11

20 mm OUTDOOR PORCELAIN

P A C I F I C

PACIFIC LATTE



600x900mm, Random - 3

PACIFIC BROWN



600x900mm, Random - 3



600x600mm, Random - 6



600x600mm, Random - 6

Mix Patio Pack_	
296x 600mm	296x 296mm





BLUE STONE COIN

◂ 78
▾ 79

BLUE STONE NATURAL





BLUE STONE BLACK

B L U E S T O N E

BLUE STONE COIN



600x900mm

BLUE STONE BLACK



600x900mm



600x600mm



600x600mm, Random - 3

BLUE STONE GRIS



600x900mm

BLUE STONE NATURAL



600x900mm



600x600mm



600x600mm

Mix Patio Pack _ 296x 600mm	296x 296mm



MONOLITH ASH

84
85



MONOLITH NERO

R11

20 mm OUTDOOR PORCELAIN

M O N O L I T H

MONOLITH CREMA



600x900mm, Random - 5

MONOLITH ASH



600x900mm, Random - 5

MONOLITH NERO



600x900mm, Random - 5



600x600mm, Random - 6



600x600mm, Random - 6



600x600mm, Random - 6

Mix Patio Pack_

296x
600mm

296x
296mm

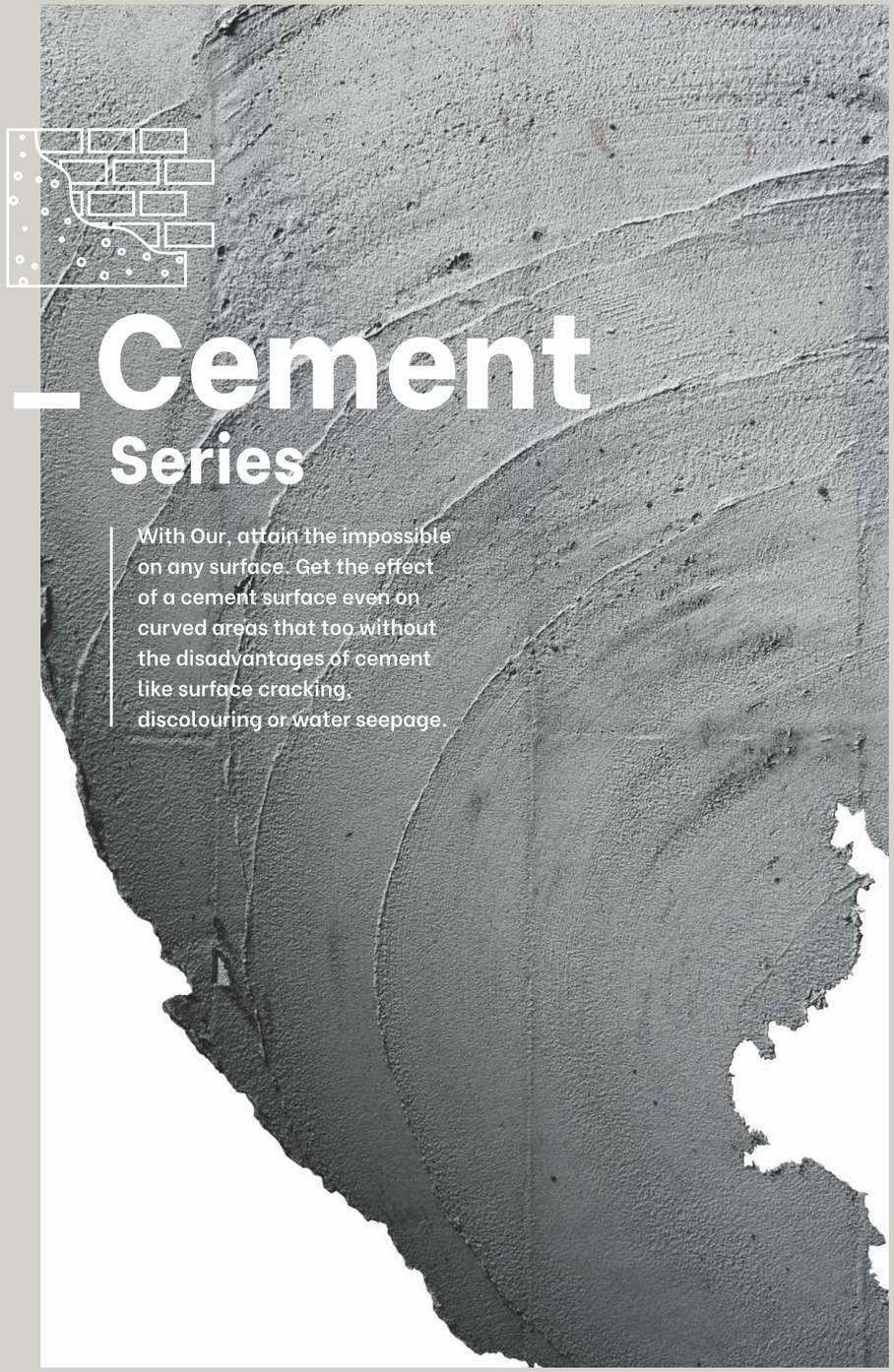

Cement
Series

With Our, attain the impossible on any surface. Get the effect of a cement surface even on curved areas that too without the disadvantages of cement like surface cracking, discolouring or water seepage.







Explore the adventure of surfaces full of consistency.







20 mm OUTDOOR PORCELAIN

CEMENTINO NERO

90
91

CEMENTINO GREY





CEMENTINO BEIGE

C E M E N T I N O

CEMENTINO BEIGE RANDOM

600x900mm, Random - 6

CEMENTINO BEIGE

600x600mm, Random - 8

CEMENTINO ASH



600x900mm, Random - 6

600x600mm, Random - 8

CEMENTINO GREY



600x900mm, Random - 6

600x600mm, Random - 8

CEMENTINO NERO



600x900mm, Random - 6

600x600mm, Random - 8

Mix Patio Pack_

296x
600mm

296x
296mm



AOSTA GREY

R11

20 mm OUTDOOR PORCELAIN

A O S T A

AOSTA CREAM

600x900mm

AOSTA GREY



600x900mm



600x600mm, Random - 3



600x600mm, Random - 3

Mix Patio Pack_	
296x 600mm	296x 296mm



GRAVE STONE BEIGE

R11

20 mm OUTDOOR PORCELAIN

G R A V E S T O N E

GRAVE STONE BEIGE RANDOM



GRAVE STONE BEIGE

600x900mm, Random - 8

600x600mm, Random - 8

Mix Patio Pack_	
296x 600mm	296x 296mm





SOUL STONE ASH

◂ 100
▾ 101



SOUL STONE GREY

R11

20 mm OUTDOOR PORCELAIN

SOUL STONE

SOUL STONE BEIGE



600x900mm, Random - 4

SOUL STONE ASH

600x900mm, Random - 4

SOUL STONE GREY



600x900mm, Random - 4

600x600mm, Random - 5

600x600mm, Random - 5



600x600mm, Random - 5

Mix Patio Pack _	
296x 600mm	296x 296mm



CLAY STONE NERO

R11

20 mm OUTDOOR PORCELAIN

C L A Y

CLAY STONE BEIGE



600x900mm, Random - 3

CLAY STONE NERO



600x900mm, Random - 3



600x600mm, Random - 5



600x600mm, Random - 5

Mix Patio Pack_

296x
600mm

296x
296mm



SAND STONE BEIGE

R11

20 mm OUTDOOR PORCELAIN

SAND STONE

SAND STONE BEIGE



600x900mm, Random - 12

SAND STONE BLACK



600x900mm, Random - 12



600x600mm, Random - 24



600x600mm, Random - 24

Mix Patio Pack_	
296x 600mm	296x 296mm



PAVE STONE BEIGE

R11

20 mm OUTDOOR PORCELAIN

P A V E S T O N E

PAVE STONE BEIGE



600x900mm, Random - 8

PAVE STONE GREY



600x900mm, Random - 8

PAVE STONE NERO



600x900mm, Random - 8



600x600mm, Random - 12



600x600mm, Random - 12



600x600mm, Random - 12

Mix Patio Pack_	
296x 600mm	296x 296mm

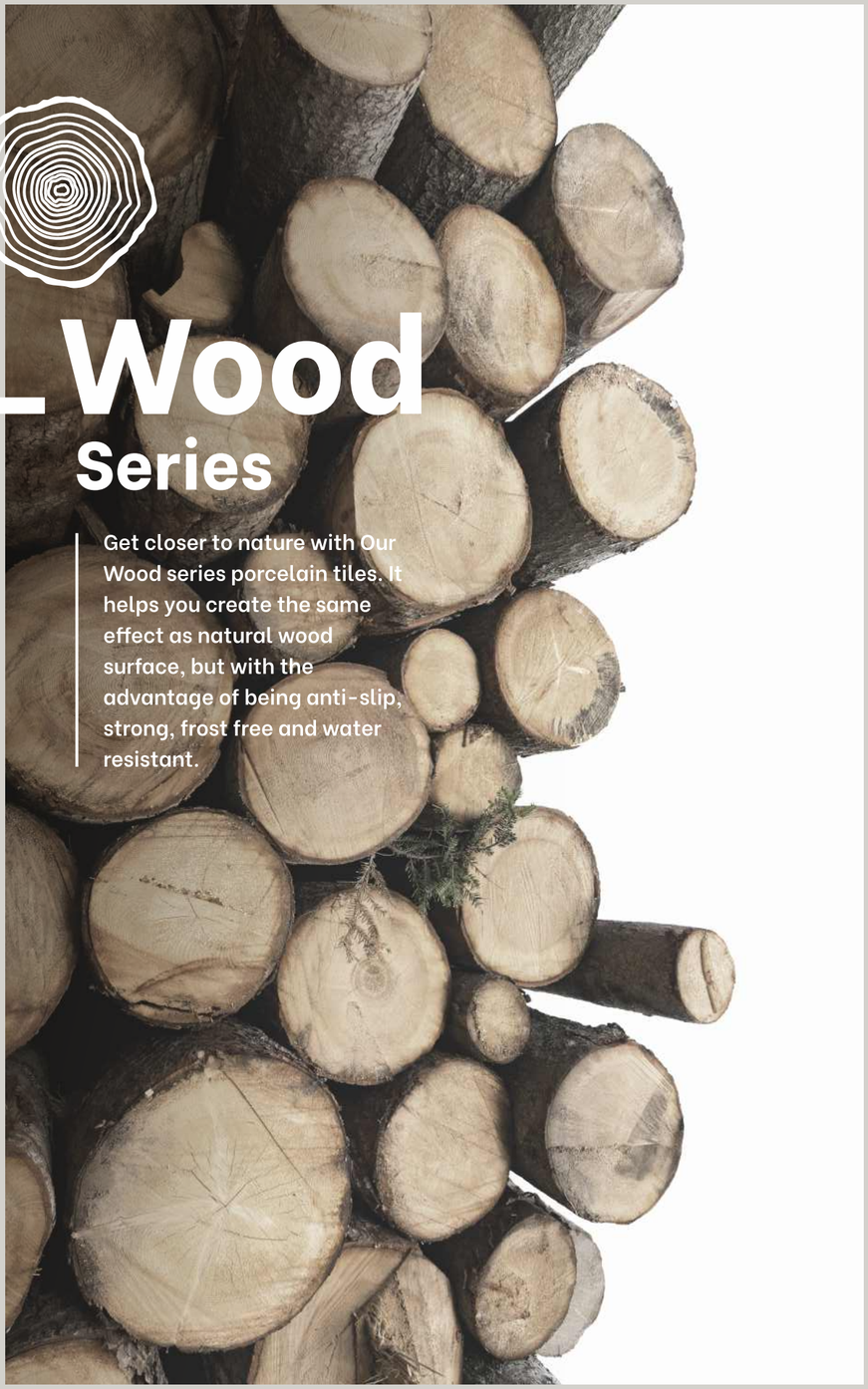

Wood
Series

Get closer to nature with Our Wood series porcelain tiles. It helps you create the same effect as natural wood surface, but with the advantage of being anti-slip, strong, frost free and water resistant.

Explore the adventure of dimentional surfaces.













20 mm OUTDOOR PORCELAIN



CHERRY WOOD BEIGE

R11

20 mm OUTDOOR PORCELAIN

CHERRY WOOD

CHERRY WOOD BEIGE RANDOM



CHERRY WOOD BEIGE



300x1200mm,
Random - 10

CHERRY WOOD NATURAL



300x1200mm,
Random - 10

OAK WOOD BEIGE

◂ 114
▾ 115



OAK WOOD GREY

R11

20 mm OUTDOOR PORCELAIN

O A K W O O D

OAK WOOD BEIGE



300x1200mm,
Random - 6

OAK WOOD BROWN



300x1200mm,
Random - 6

OAK WOOD ASH



300x1200mm,
Random - 6

OAK WOOD GREY



300x1200mm,
Random - 6

PINE NATURAL

◂ 118

▾ 119



PINE BIEGE

R11

20 mm OUTDOOR PORCELAIN

P I N E

PINE BIEGE



300x1200mm,
Random - 6

PINE NATURAL



300x1200mm,
Random - 6

PINE BIANCO



300x1200mm,
Random - 6

PINE VINTAGE



300x1200mm,
Random - 6



ROVERWOOD NATURAL

R11

20 mm OUTDOOR PORCELAIN

ROVERWOOD

ROVERWOOD NATURAL RANDOM



ROVERWOOD
NATURAL



300x1200mm,
Random - 6

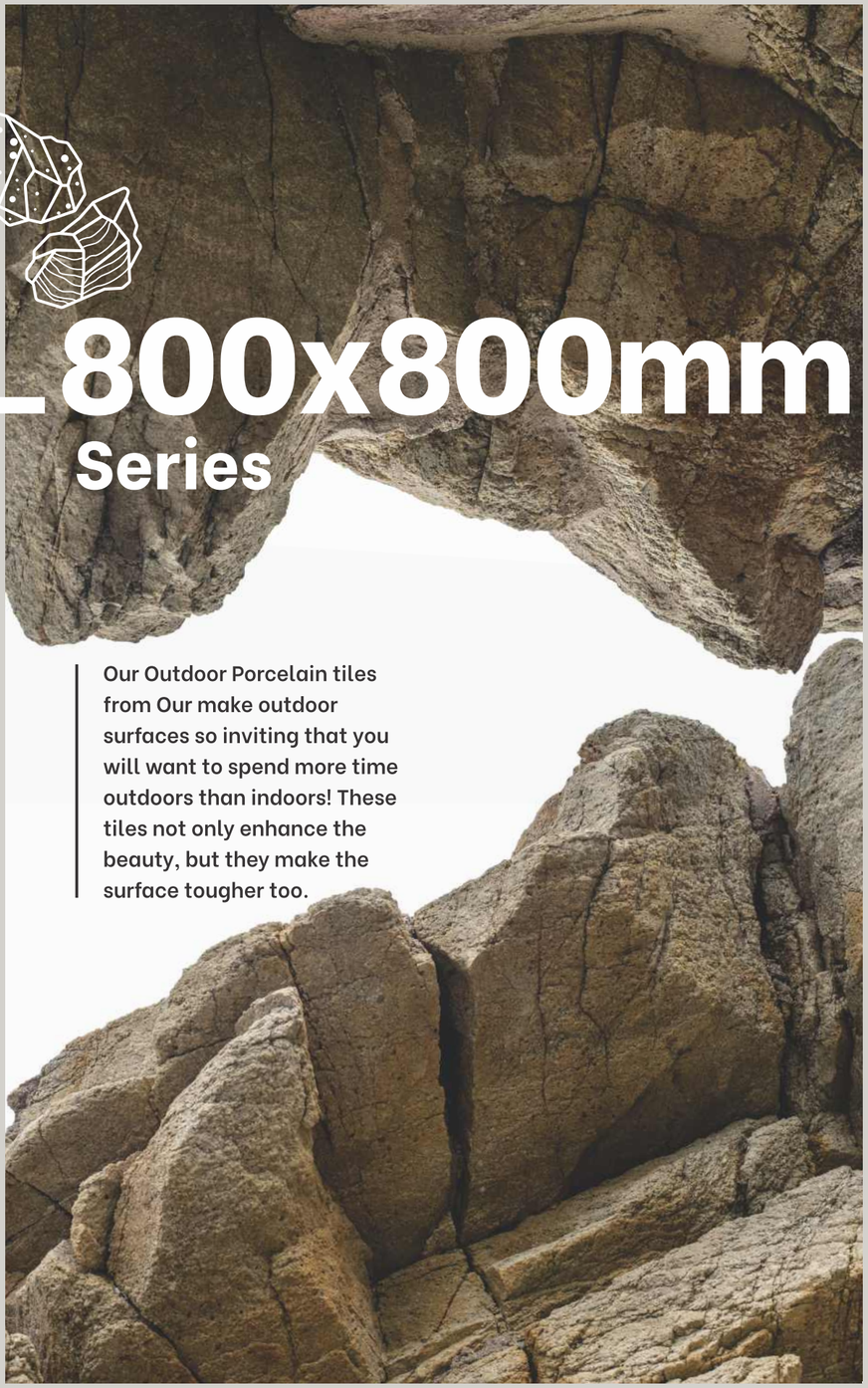

800x800mm Series

Our Outdoor Porcelain tiles from Our make outdoor surfaces so inviting that you will want to spend more time outdoors than indoors! These tiles not only enhance the beauty, but they make the surface tougher too.

Explore the adventure of classic earthy surfaces.













20 mm OUTDOOR PORCELAIN



C E M E N T I N O

CEMENTINO BEIGE

800x800mm, Random - 6

CEMENTINO ASH



800x800mm, Random - 6

CEMENTINO BEIGE RANDOM

CEMENTINO GREY



800x800mm, Random - 6

CEMENTINO NERO



800x800mm, Random - 6

CEMENTINO NERO RANDOM





C O U N T R Y

COUNTRY CREMA



800x800mm, Random - 9

COUNTRY LGY



800x800mm, Random - 9

COUNTRY ANTRECITE



800x800mm, Random - 9

COUNTRY CREMA RANDOM

COUNTRY LGY RANDOM





PREVIEW OF_ BRASILIAN BLACK

R11

20 mm OUTDOOR PORCELAIN

B R A S I L I A N

BRASILIAN GREY



800x800mm, Random - 23

BRASILIAN BLACK



800x800mm, Random - 23

BRASILIAN GREY RANDOM





PREVIEW OF _ EARTHEN GREY

136
137

E A R T H E N

EARTHEN BEIGE



800x800mm, Random - 8

EARTHEN GREY



800x800mm, Random - 8

EARTHEN BEIGE RANDOM



EARTHEN DARK GREY



800x800mm, Random - 8

EARTHEN NERO



800x800mm, Random - 8

EARTHEN DARK GREY RANDOM





PREVIEW OF_ BLUE STONE BLACK

R11

20 mm OUTDOOR PORCELAIN

B L U E S T O N E

BLUE STONE COIN



800x800mm, Random - 2

BLUE STONE BLACK



800x800mm

BLUE STONE COIN RANDOM



TECHNICAL CHARACTERISTICS

Following the EN 14411 (ISO 13006) norms and test cases UNI ISO 10545 appendix G for ceramic tiles dry pressed with low water absorption E≤0,5% group Bla.

Sr. No.	TEST CONDUCTED	TEST RESULTS	TEST REQUIREMENTS AS PER IS 15622 : 2006	Remarks
1	Water absorption (% by mass)	Average : 0.17	-	Based on the results of water absorption the tested tiles conformed to Gr. B lb (0.08% ≤ 3%)of IS 15622:2006, Further test results were delivered as per requirements of Gr. B lb
2	Modulus Of Rupture (MOR) N/mm² Span Length = 580 mm Average thickness of the tiles measured = 19.81 mm	Average : 39.0 N/MM²		Passed the test
3	Breaking Strength (N) Span Length = 580 mm Average thickness of the tiles measured = 19.81 mm	Average : 8090.0 N	(Gr. B lb) For thickness > 7.5 mm 1200 N minimum	Passed the test
4	Scratch Hardness Surface (Mohs' scale)	No. 7	(Gr. B lb) For commercial application 6 minimum, Home application 5 minimum	Passed the test
5	Thermal Shock Resistance	None of the tiles as tested showed any defects on surface at the end of the 10th cycle.	(Gr. B lb) Tiles specimens should not show any visible defect when subjected to thermal shock resistance test as per test method IS 13630 : 2006 (Part 5) with immersion	Passed the test
6	Bulk Density (gm/cc)	Average : 2.302	IS 13630 (Part 2) : 2006	
7	Co-efficient of Thermal Expansion from ambient Temperature to 100oC	L = 4.4956 (10^6 K^1) B = 4.6883 (10^6 K^1)	-	Passed the test
8	Straightness of Sides (facial sides) The maximum deviation from straightness in percent related to the corresponding work sizes	+ 0.05 % (Max) - 0.08 % (Max)	(Gr. B lb) S > 410 cm² ± 0.1 %	Passed the test
9	Rectagularity The maximum deviation from straightness in percent related to the corresponding work sizes	+ 0.10 % (Max) - 0.10 % (Max)	± 0.1 %	Passed the test
10	Surface Flatness The maximum deviation from flatness in percent (a) Centre of curvature related to diagonal calculated from work size. (b) Edge of curvature related to the corresponding work size (c) Warpage related to the diagonal calculated from the Work Size	 + 0.17 % (Max) + 0.10 % (Max) - 0.14 % (Max) + 0.09 % (Max) - 0.06 % (Max)	 ± 0.2 % ± 0.2 % ± 0.2 %	 Passed the test Passed the test Passed the test
11	Chemical resistance Five test specimens were treated with following solns. (a) Centre of curvature related to diagonal calculated from work size. (b) Edge of curvature related to the corresponding work size (c) Warpage related to the diagonal calculated from the Work Size Five test specimens were treated with following solns. **1. Household Chemicals** a) Ammonium Chloride soln. (100 gm/l) b) Standard cleaning Agent soln., (as per procedure) **2. Swimming pool salts** a) Sodium Hypochlorite Soln. (20 mg / l) b) Copper Sulphate Soln. (20 mg / l) **3. Acids** a) Hydrochloric acid Soln. 3 % (v/v) b) Citric acid Soln. (200 mg / l) **4. Alkali** Potassium hydroxide soln., (200 mg / l)	 + 0.17 % (Max) + 0.10 % (Max) - 0.14 % (Max) + 0.09 % (Max) - 0.06 % (Max) No visual changes observed after immersion for 6 hrs., pencil lines removed with soft dry cloth. No visual changes observed after immersion for 6 hrs., pencil lines removed with soft dry cloth. No visual changes observed after immersion for 6 hrs., pencil lines removed with soft dry cloth. No visual changes observed after immersion for 6 hrs., pencil lines removed with soft dry cloth. No visual changes observed after immersion for 7 days, pencil lines removed with soft dry cloth. No visual changes observed after immersion for 6 hrs., pencil lines removed with soft dry cloth. No visual changes observed after immersion for 7 days, pencil lines removed with soft dry cloth.	 ± 0.2 % ± 0.2 % ± 0.2 % “Class - AA” min. “Class - AA” min. “Class - AA” min. “Class - AA” min. - - -	 Passed the test Passed the test Passed the test Conformed to “Class-AA” Conformed to “Class-AA” Conformed to “Class-AA” Conformed to “Class-AA” Conformed to “Class-AA” Conformed to “Class-AA” Conformed to “Class-AA”

Sr. No.	TEST CONDUCTED	TEST RESULTS	TEST REQUIREMENTS AS PER IS 15622 : 2006	Remarks
12	Skid Resistance / Surface Slip Resistance (a) Condition of Test Surface : Tile Surface was cleaned thoroughly be wet cloth followed by dry cloth and ensured that the surface is completely clean and dryt the time of testing. (b) Direction of Test (1) Parallel to sides (4 Measurements) (2) Diagonal to sides (4 Measurements)	 Coefficient of friction μ 1) 0.83 2) 0.78 3) 0.77 4) 0.79 5) 0.76 6) 0.75 7) 0.76 8) 0.76	As per ISO 10545 Part - 17	-
13	Moisture expansion in (mm / mtr.)	0.00	Passed the test	-
14	Skid Resistance/ Surface Slip Resistance BS EN Standard specification EN:14411 :2016 (Group Bla)	-	R-11	R-11

PACKING DETAILS (OUTDOOR)

SIZE	WEIGHT/ BOX (KG)	PIC/BOX	WEIGHT/ PLT (KG)	BOXES/ PLT	PLT/CTN	BOXES/ CTN	MT^2/BOX	MT^2/PLT	MT^2/CTN	WIGHT/CTN
600x900mm (20mm)	24.5	1	30	40	28	1120	0.54	21.6	604.8	28280
800x800mm (20mm)	58.5	2	30	18	26	468	1.28	23.04	599.04	28158
600x600mm (20mm)	32.75	2	30	32	26	832	0.72	23.04	599.04	28028
300x1200mm (20mm)	33	2	30	42	12	804	0.71	29.82	570.84	27192
			30	30	10			21.3		

PACKING DETAILS (PATIOPACK)

SIZE	PCS/ CRAT	M2/PCS	SQFT/ PCS	Mt^2/ CRATE	SQFT/ CRATE	IN KGS/ CRATE	CRATE/ CTN	CRATE/ CTN	IN KGS/ PLT	IN KGS/ CTN
600x900mm (20mm)	13	0.54	5.81	7.02	75.56	530.40	532.71	36	730	26280
600x600mm (20mm)	13	0.36	3.88	4.68	50.38	235.76				
296x600mm (20mm)	13	0.18	1.94	2.31	25.18	58.14				
296x296mm (20mm)	9	0.09	0.79	0.79	7.10	5.60				
	48			14.80	158.21	829.89	532.71	36.00	730.00	26280.00